



On December 1, 2005 students at each of the 4 school that are part of the Windows Around the World program had a different amount of daylight.



Graph the amount of light present at each school.



Graph the amount of light present at each school on the summer solstice, June 21, 2006.

Angik School (Paulatuk, NWT, Canada)




Moose Kerr School (Aklavik, NWT, Canada)



Helen Keller Elementary (Franklin, MA, United States)



West Elementary (Mt. Juliet, TN, United States)



Waiakeawaena School (Hilo, HI, United States)



12 1 2 3 4 5 6 7 8 9 10 11 12 1 2 3 4 5 6 7 8 9 10 11
Midnight Noon Midnight

